

# Commissioner's Report

## Louisiana Rankings



**Dr. Jim Purcell**  
**January 23, 2014**



## Thousands of Opportunities



More than 51,500 new direct and indirect jobs will be created from the economic development wins we have announced since taking office in 2008, along with more than \$12.6 billion in capital investment in our state. These figures represent thousands of opportunities for generations of Louisianians - Louisianians who will not have to leave our state to secure a great education or find a rewarding career.

### State Agencies

- ▶ Division of Administration
- ▶ Children & Family Services
- ▶ Culture, Recreation and Tourism
- ▶ Economic Development
- ▶ Education
- ▶ Environmental Quality
- ▶ Health & Hospitals
- ▶ Homeland Security and Emergency Preparedness
- ▶ Housing Finance Agency

Text Size  

[HOME](#) [ABOUT](#) [ADMINISTRATION](#) [NEWSROOM](#) [ISSUES](#) [INTERACT](#)

 [E-mail this to a friend](#) |  [Printer-Friendly Version](#)



01.21.14

## Governor Jindal Announces Funding Hike for Higher Education & New Workforce Incentive Fund

Today, Governor Bobby Jindal joined leaders from higher education systems across Louisiana to announce a funding increase of \$141.5 million for higher education institutions for the next fiscal year. The funding hike represents a 6.66 percent increase over the budget for the current fiscal

## State Higher Ed Budgets Rebound

January 20, 2014

By [Ry Rivard](#)

State spending on higher education is up, after years of cuts, but public colleges are not yet receiving as much in appropriations as they did before the recession. In the current budget year, which [began for most states](#) last July, 40 states increased funding for public colleges, according to the annual [Grapevine report released today](#) by the Center for the Study of Education Policy at Illinois State University and the State Higher Education Executive Officers.

"What we found in this year's survey is that the trend is up nationwide, which I think reflects that the economy is a little bit better," said Jim Palmer, the report's editor. "Historical trends indicate that state support for higher ed tracks the economy."

Over all, state funding for higher ed is up 5.7 percent in the current budget year. That's a significant turnaround from just two years ago, when state funding dropped [by nearly 8 percent](#). A recovery of sorts began in most states in previous budget cycle, when [31 states increased funding](#).

A nuanced view of this year's budgets, though, shows just over half of that the real dollar increase comes in three large states, California, Florida and Illinois. In Illinois, much of the

W. Clinton Rasberry Jr., the chairman of the Board of Regents in Louisiana, which oversees four higher ed systems, said part of the problem is that the state's laws put higher ed and health care "last in line" for state money. Still, he said he's optimistic the state will get new money soon. Governor Bobby Jindal will present his budget to the legislature next week. "Anything short of more cuts for us is good news and I think there is good news coming," Rasberry said.

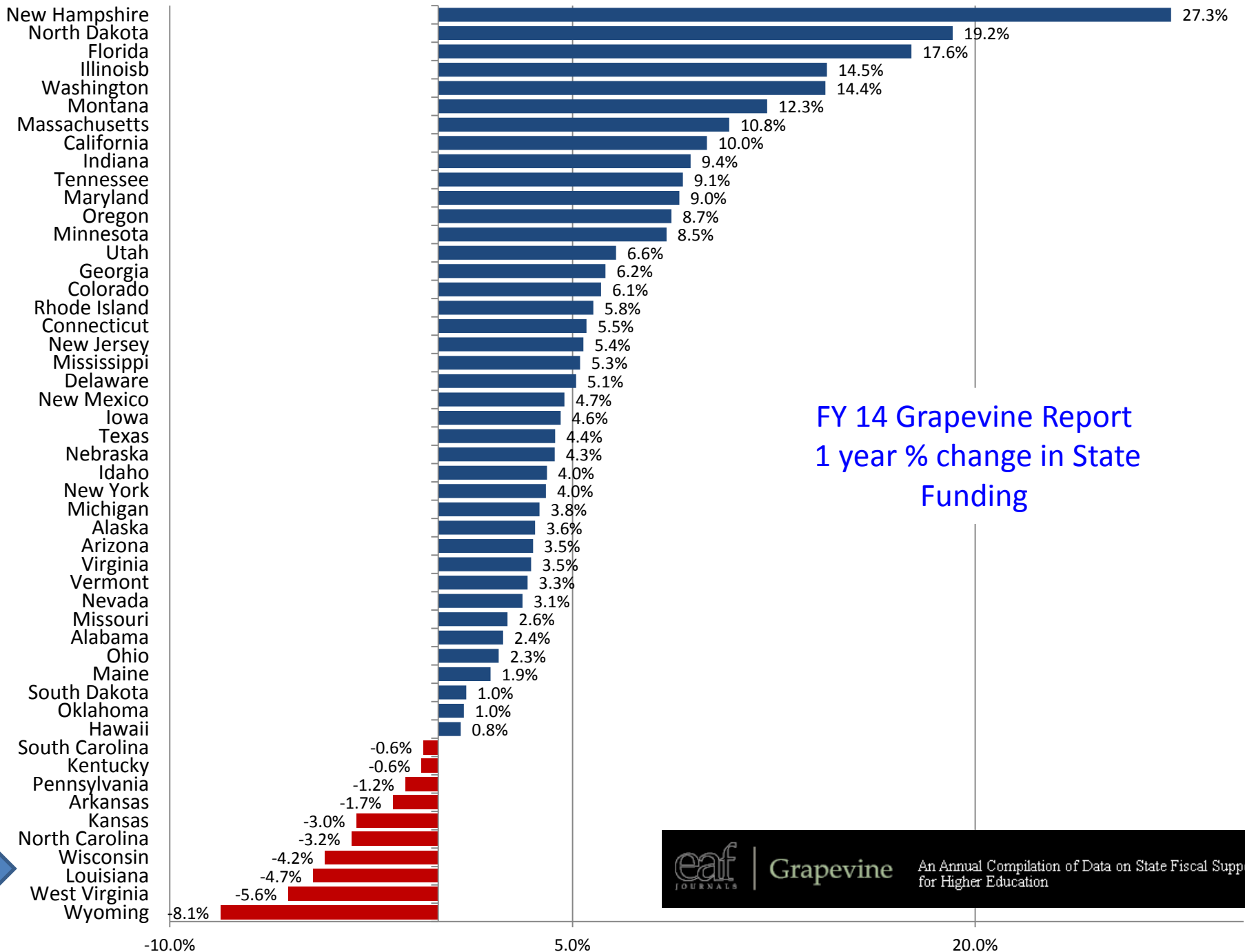


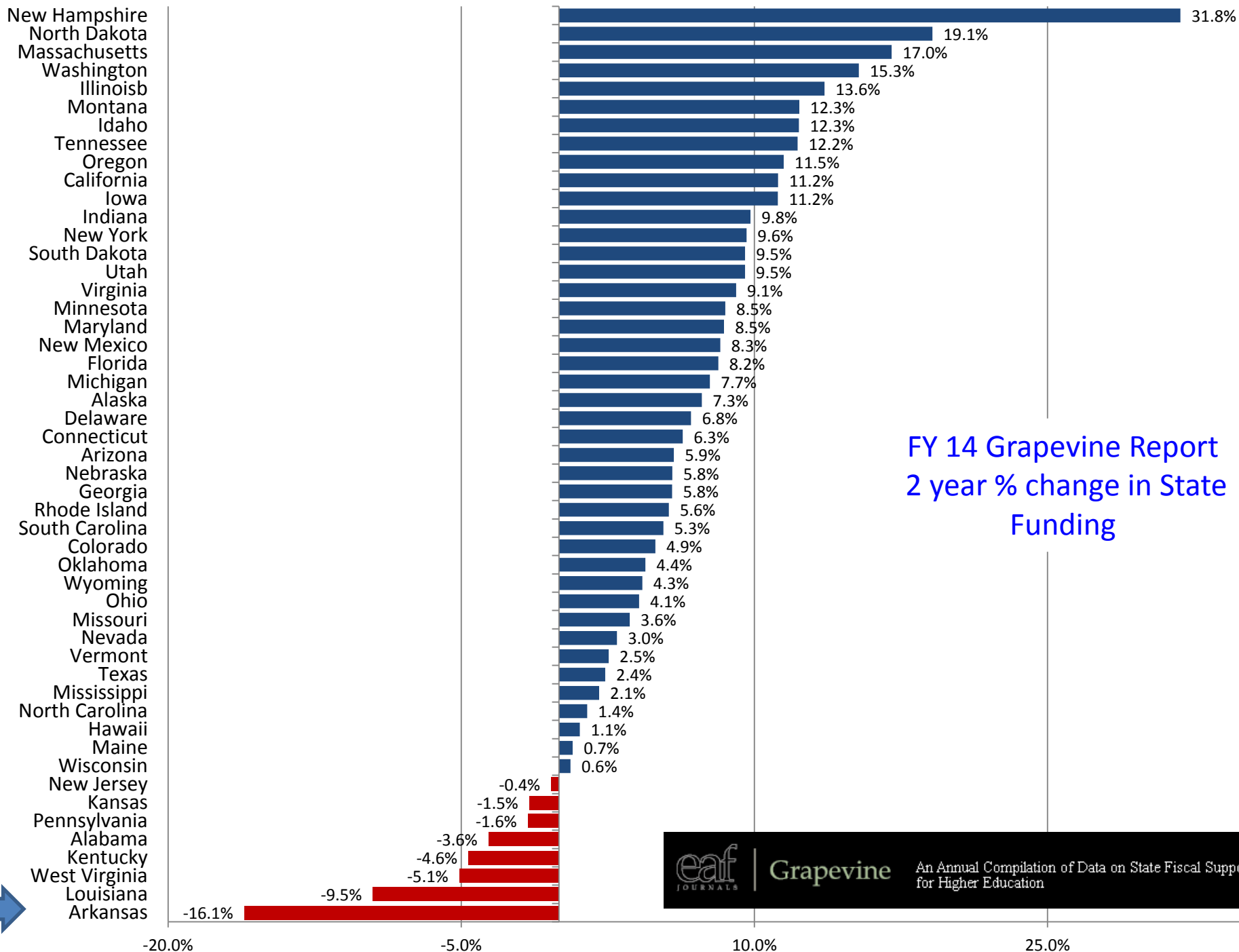
# Public Higher Education Still Hasn't Recovered From Recession Budget Cuts: Grapevine Report

The Huffington Post | By Tyler Kingkade [Twitter](#) [Facebook](#)

Posted: 01/20/2014 9:11 pm EST

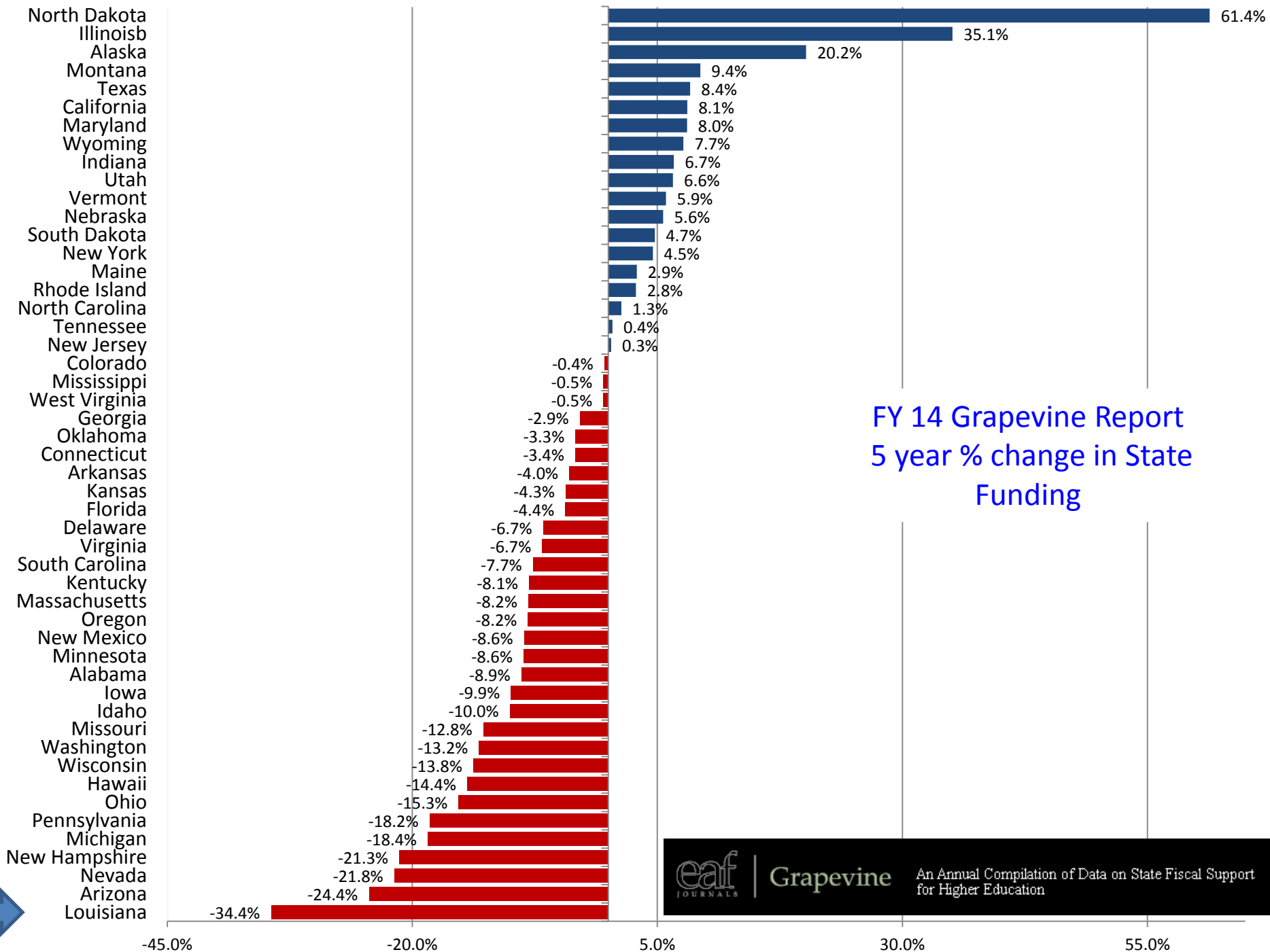
- Public colleges in much of the country are in better financial health this year, but overall, appropriations are still 4 percent below where it they were at the beginning of the Great Recession.
- The latest Grapevine report, released Monday, showed a majority states are beginning to reinvest slightly in public higher education. **Forty states gave more money to public higher education for FY 2014**, though that varies from just .8 percent in Hawaii to 27 percent in New Hampshire,





FY 14 Grapevine Report  
2 year % change in State  
Funding





# Postsecondary Education OPPORTUNITY

The Pell Institute for the Study of Opportunity in Higher Education

Number 258

www.postsecondary.org

December 2013

## Dependent Pell Grant Recipients by Institutional Level and State FY2003 to FY2012

Since 2001 the share of recent high school graduates enrolling in 4-year colleges and universities the fall following high school graduation has been declining.

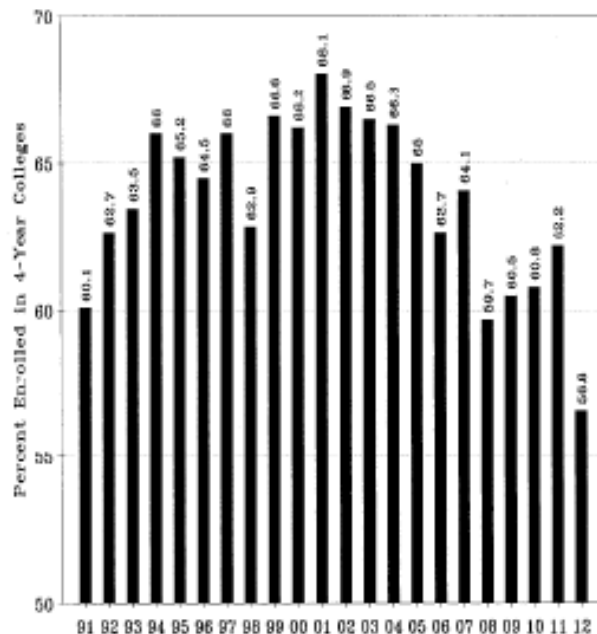
- Between 1991 and 2001 the share of recent high school graduates enrolling in 4-year institutions increased from 60.1% to 68.1%.
- Then between 2001 and 2012 the share enrolling in 4-year institutions declined from 68.1% to 55.6%, which is the smallest share for any year over the last 22 years of available data.

Instead these recent high school graduates are enrolling in 2-year colleges.

- Between 1991 to 2001 the share of recent high school graduates enrolling in 2-year colleges declined from 39.9% to 31.9%.
- Then between 2001 and 2012 the share enrolled in 2-year institutions rose from 31.9% to 44.4% which is the largest share on record since 1991.

Compared to the 2001 distribution of shares, by 2012 about 244,000 recent high school graduates had shifted their freshman year college enrollment from 4-year to 2-year institutions. This enrollment shift poses serious enrollment and financial challenges for many 4-year institutions that fail to meet their enrollment and revenue targets. This shift also poses serious enrollment and financial challenges for

Four-Year College Share of College Freshmen  
Who Were Recent High School Graduates  
1991 to 2012



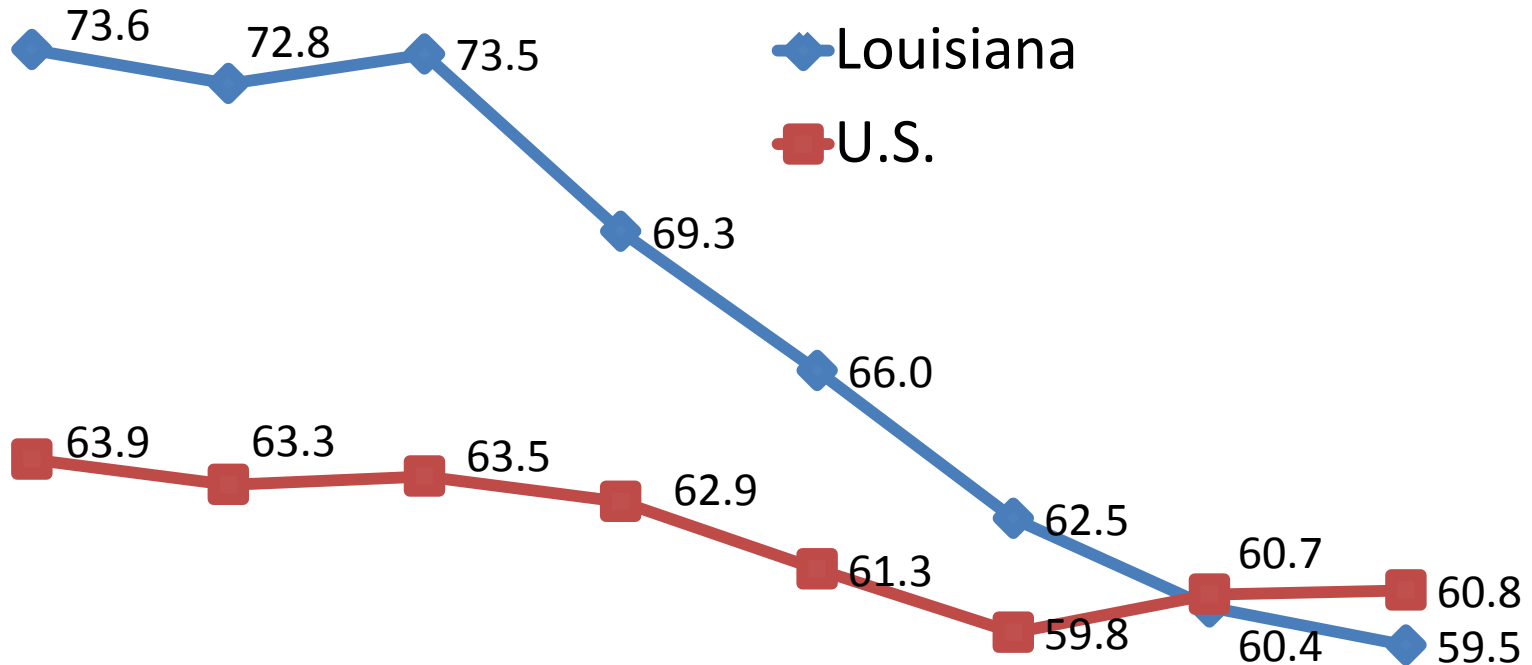
Source: Bureau of Labor Statistics

many 2-year institutions that are chronically underfunded by their states.

Dependent undergraduate students from low income families are far more likely to enroll in 2 year institutions



# Percent of Louisiana Pell Grant Recipients at 4-year Institutions



Louisiana was only second to Delaware in the redirection of Pell Recipients toward Community Colleges from 2005-2012

2005

2006

2007

2008

2009

2010

2011

2012

Postsecondary Education OPPORTUNITY December, 2013

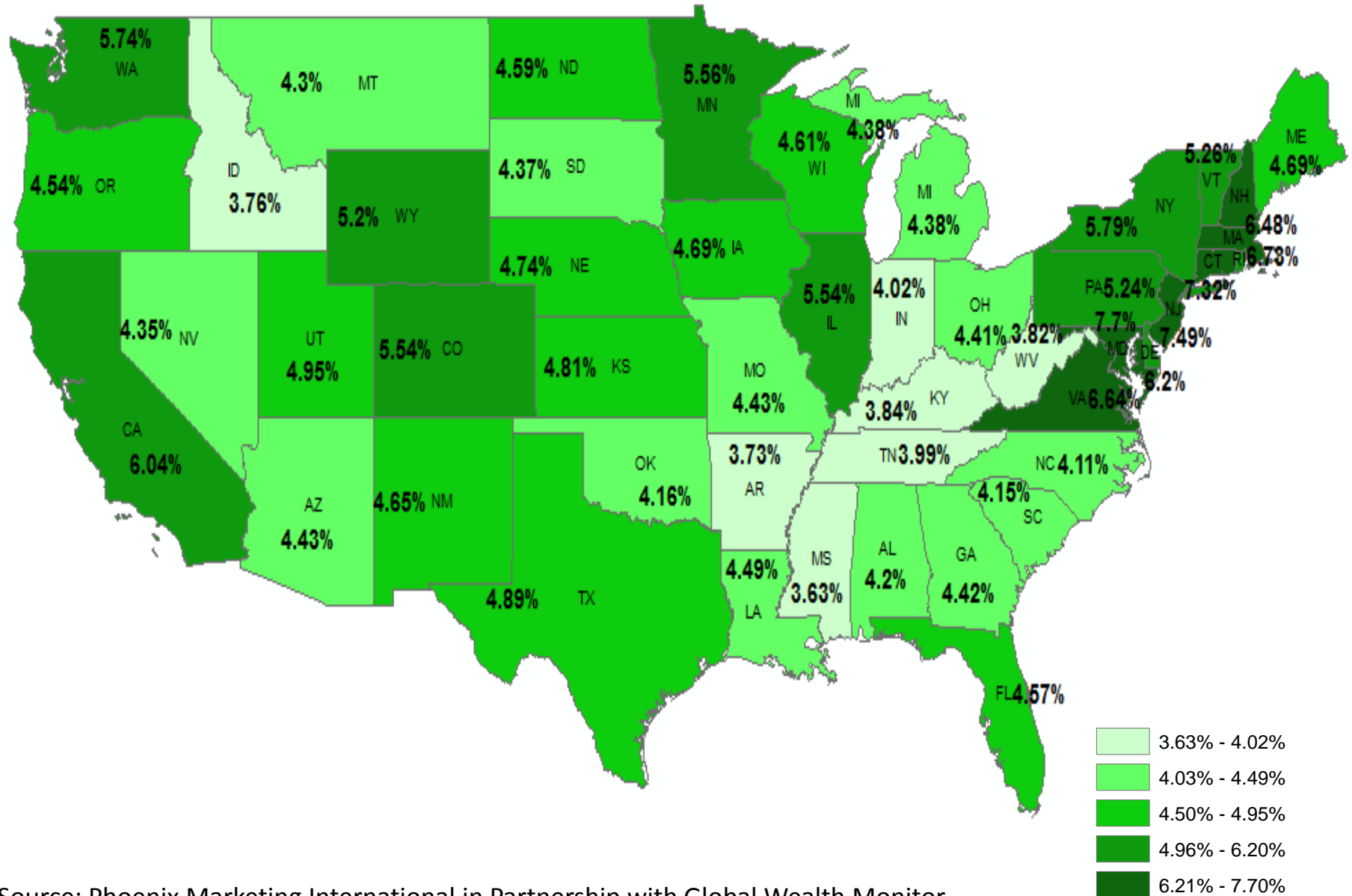
The logo for The Wall Street Journal, consisting of the letters 'WSJ' in a large, bold, serif font.

# Where to go if you want to marry a millionaire

by Eric Morath, January 17<sup>th</sup> ,2014

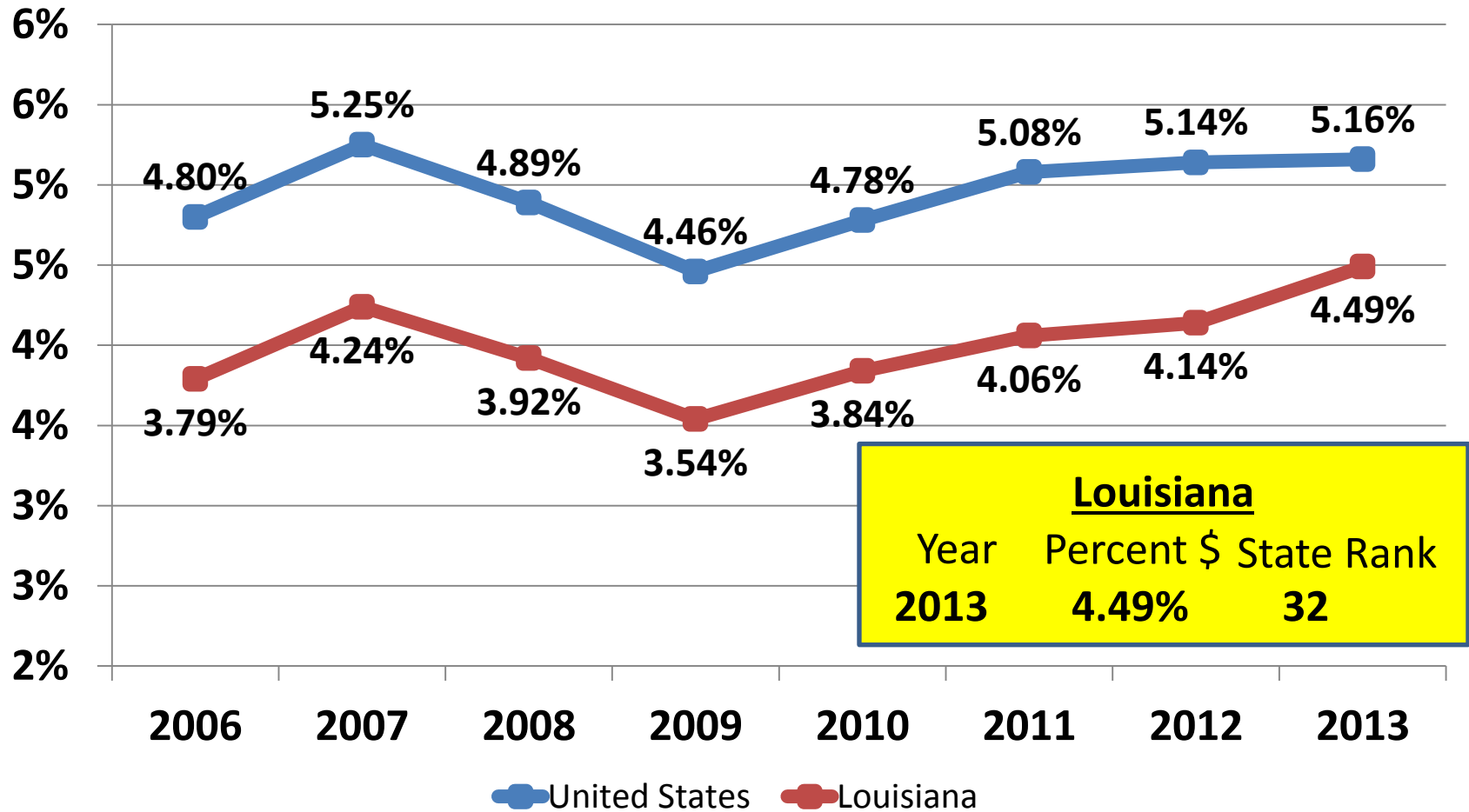
- Large movements by many states made the latest ranking unusual. Maine climbed 11 spots over a single year to number 25 and 2013. **Louisiana jumped 10 spots to number 32 . . .**
- The biggest swings may suggest economic recovery may have become more uneven last year, said David Thompson, a management director of Phoenix, a market – research firm that uses the data to inform clients including wealth management firms. **“Maine and Louisiana are two states that have seen big turnarounds in their economies,”** he said.

# Percent of Population by State that are Millionaires (2013)



Source: Phoenix Marketing International in Partnership with Global Wealth Monitor  
(Percent of Population with Investable Assets of one million or more)

# Percent of Population with Investable Assets of One million or More






## Thousands of Opportunities

More than 51,500 new direct and indirect jobs will be created from the economic development wins we have announced since taking office in 2008, along with more than \$12.6 billion in capital investment in our state. These figures represent thousands of opportunities for generations of Louisianians - Louisianians who will not have to leave our state to secure a great education or find a rewarding career.

### State Agencies

- ▶ Division of Administration
- ▶ Children & Family Services
- ▶ Culture, Recreation and Tourism
- ▶ Economic Development
- ▶ Education
- ▶ Environmental Quality
- ▶ Health & Hospitals
- ▶ Homeland Security and Emergency Preparedness
- ▶ Housing Finance Agency

Text Size  

[HOME](#) [ABOUT](#) [ADMINISTRATION](#) [NEWSROOM](#) [ISSUES](#) [INTERACT](#)

 [E-mail this to a friend](#) |  [Printer-Friendly Version](#)

 **01.14.14**

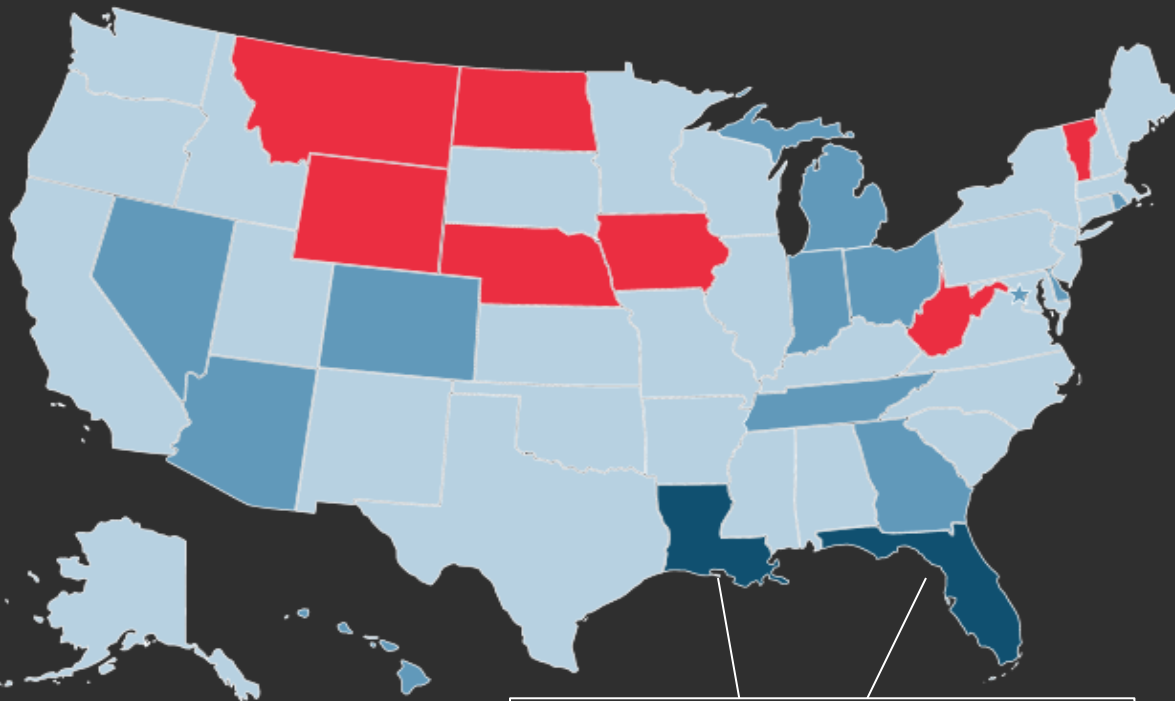
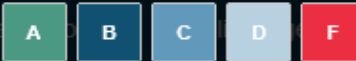
## LOUISIANA RANKS FIRST IN NATION FOR EDUCATION REFORMS

Today, StudentsFirst released its annual State Policy Report Card that named Louisiana as the top state in the nation. StudentsFirst is a non-profit education policy group that evaluates states on whether the right policy environments are in place to best serve students and raise achievement



# studentsfirst.org

A movement to transform public education



Louisiana and Florida were the highest ranked states.

How are the states graded?

Louisiana

Overall Grade

Overall GPA

Overall Rank

B-

2.92

1

Pillar

Grade



Elevate the Teaching Profession

A-



Empower Parents

C+



Spend Wisely and Govern Well

C-

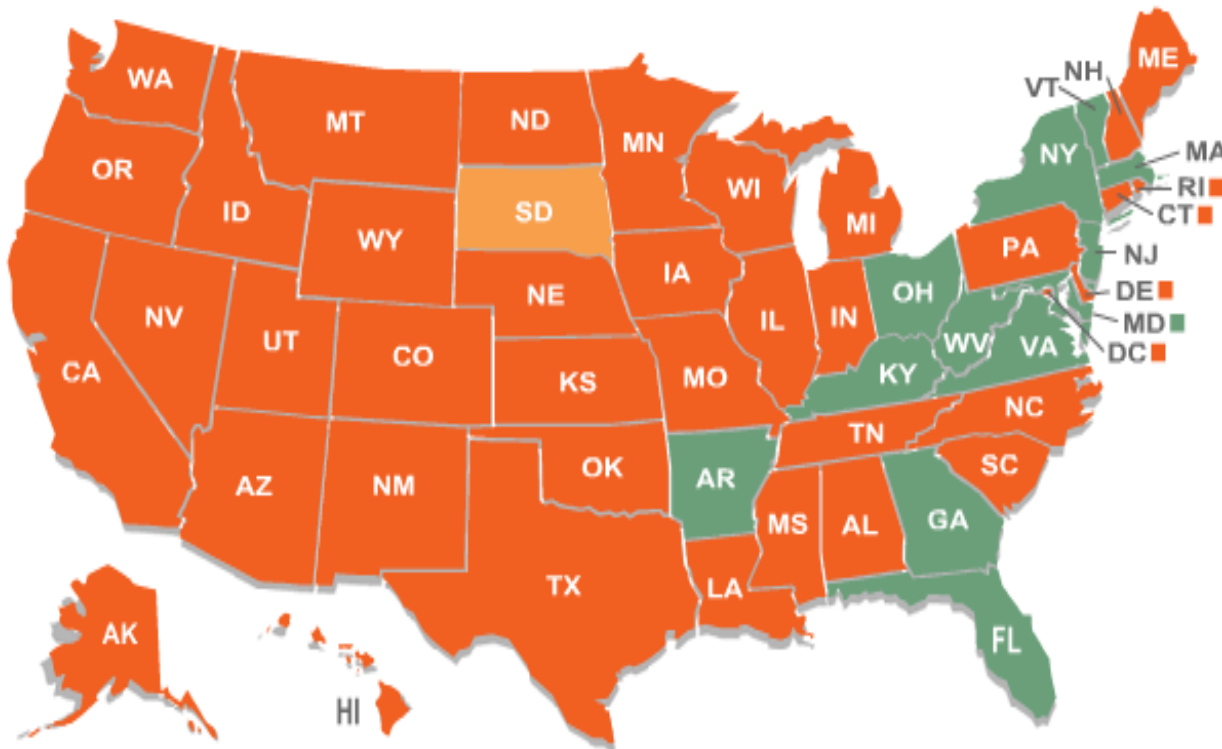
# Expand Pathways to Teaching

- Louisiana and has a clear process for evaluating programs based on teacher effectiveness.... Louisiana has developed a clear accountability framework for all state-approved teacher preparation programs, which assigns a value-added score each.

OVERALL GRADE & SCORE (2013)

## Overall Grades & Scores (2013)

U.S. Average: C+ (76.9)



Sort by Name  Sort by Score

87.5	MD
84.1	MA
83.1	NY
82.9	VA
81.7	AR
81.1	FL
81.0	GA
80.8	NJ
80.8	WV
80.1	KY
79.9	VT
79.6	OH
79.4	WI
79.4	TX
79.0	LA
78.9	CT
78.7	RI
78.2	PA
78.0	DE
77.8	IN
77.7	NC
77.6	TN







## Louisiana

**Overall: C+ (79.0)**

**Chance for Success: C- (69.9)**  
**Early foundations: C (75.4)**  
**School years: D (66.1)**  
**Adult outcomes: C- (70.4)**

**The Teaching Profession: B- (79.6)**  
**Accountability for quality: B (85.3)**  
**Incentives & allocation: C+ (76.9)**  
**Building & supporting capacity: C+ (76.7)**

**K-12 Achievement: F (59.1)**  
**Status: F (39.6)**  
**Change: D (64.5)**  
**Equity: B (83.7)**

**School Finance: C (75.3)**  
**Equity: B (85.4)**  
**Spending: D (65.1)**

**Standards, Assessments, & Accountability: A (97.2)**  
**Standards: A (100.0)**  
**Assessments: A- (91.7)**  
**School accountability: A (100.0)**

**Transitions & Alignment: A (92.9)**  
**Early-childhood education: A (100.0)**  
**College readiness: B- (80.0)**  
**Economy & workforce: A (100.0)**



# Postsecondary Education

- College Readiness -- State defines college readiness
- College preparation – college prep required to earn a high school diploma
- Course alignment – credits for high school diploma aligned with postsecondary system



# Economy and Workforce

- Work readiness – state K-12 system defines work readiness
- Career – tech diploma – state offers high school diploma with career specialization
- Industry certification – K-12 has paths for industry– recognized certificate or license
- Portable credits – K-12 pathway to earn career tech. credits for postsecondary

# Summary

- Appreciate yesterday's commitment by the Governor to include additional funding for higher education in his budget
- Hope for possibly more funding from our friends in the Legislature
- Possibly good things coming for higher education and the economy of the state
- Need to further analyze the causes of the changing enrollment patterns
- The education pipeline is improving. The collaborative teamwork among DoE/BESE and BOR is yielding positive results.
- We will need to continue to actively articulate the value of higher education as well as the financial needs of our higher education institutions.